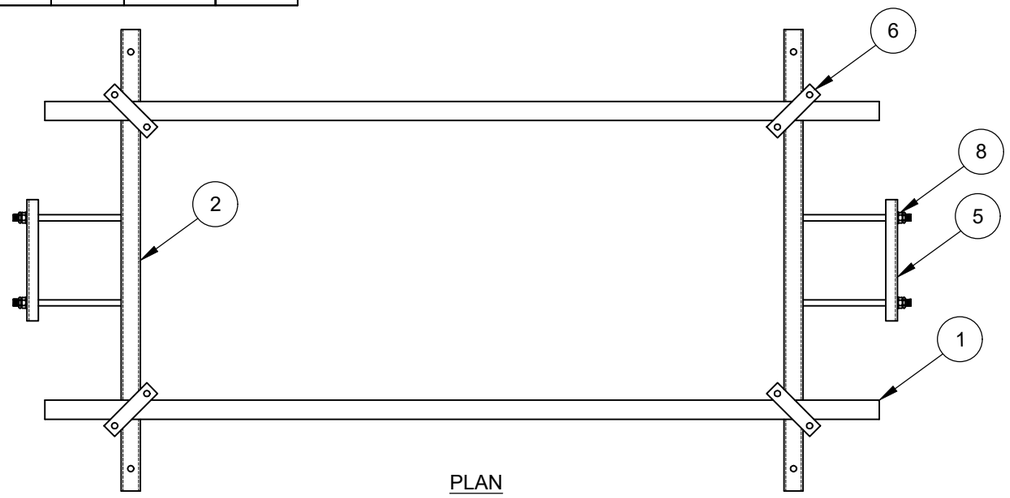

PLAN

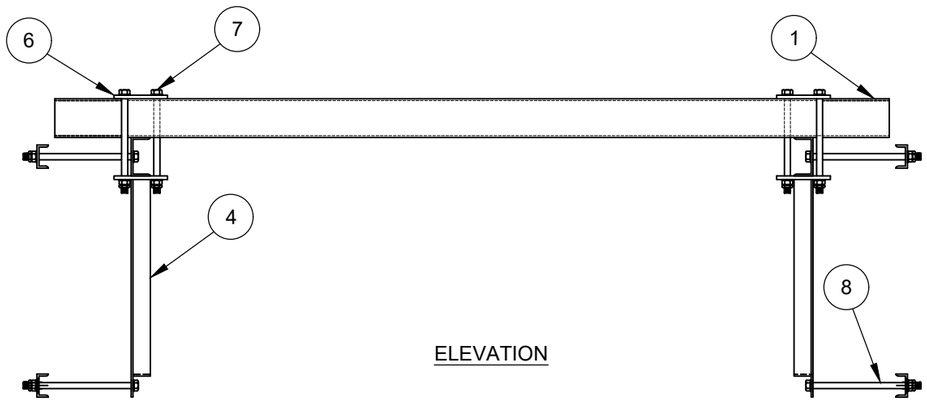

ELEVATION

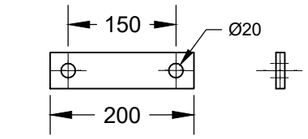

Item 6, Plate 200 x 50 x 12

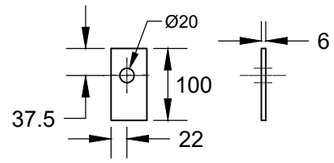

Item 9, Plate 75 x 50 x 6

ITEM	DESCRIPTION	QTY
1	Channel Iron Galvanized	2
2	Channel Iron Galvanized	2
3	Angle Iron Galvanized	2
4	Angle Iron Galvanized	4
5	Channel Iron Galvanized	4
6	Plate Mild Steel	8
7	Bolt & Nut Galvanized - M16 x 300	8
8	Bolt & Nut Galvanized - M20 x 300	8
9	Plate Iron Galvanized	4
10	Bolt & Nut Galvanized - M16 x 38	4

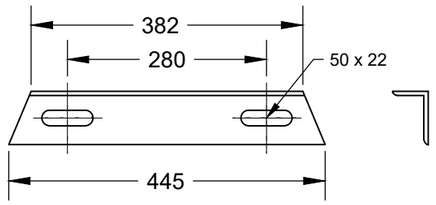

Item 3, Angel 75 x 50 x 6

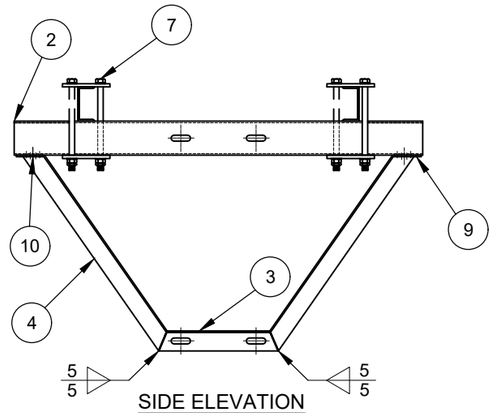

SIDE ELEVATION

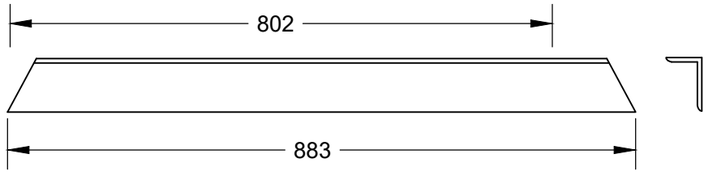

Item 4, Angel 75 x 50 x 6

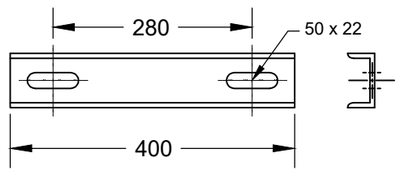

Item 5, Channel 76 x 38 x 6.78

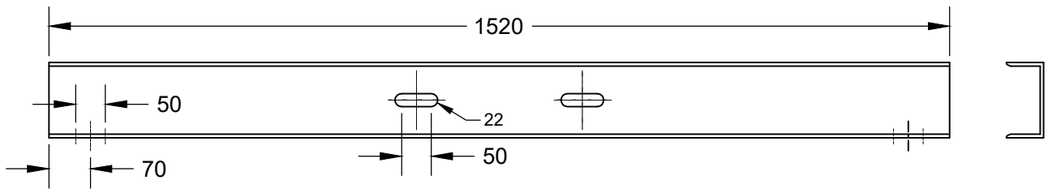

Item 2, Channel 127 x 63 x 6

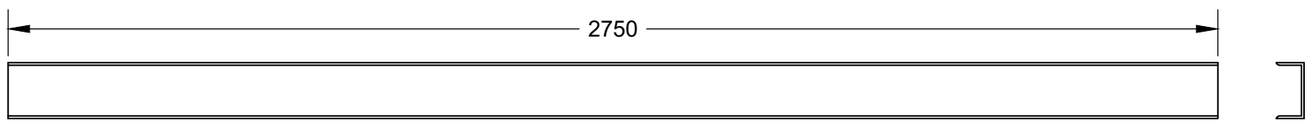

Item 1, Channel 127 x 63 x 6

H POLE TB	H Pole Transformer Bracket
EFL STOCK CODE	DESCRIPTION

No.	REVISION	DATE	BY	CHK	DE	SE	APP
0	CIRCULATED FOR INTERNAL REVIEW	01.04.21					

DRAWN	SHANE	01.04.21
CHECKED		
CHIEF DRAUGHTSMAN		
STANDARDS ENGINEER		
DESIGN ENGINEER		
HEAD OF DEPARTMENT		

ENERGY FIJI LIMITED

H–POLE TRANSFORMER BRACKET

DRAWING NUMBER

A3 | 01 | E30 | 043

SCALE – NTS