

Structure looking towards AB Face



Tower ID	WAI-VUD-A0045		
Contract number	52G+6		
Final No.	60-2		
Insulator Type/ Condition	COMPOSITE		
Type	0		
Body Extn - size	0		
Legs - size	+1, -1, +/-0, +2		
Earth Wire	YES		
Tower Area m²	122		
Rust m²	11	9%	
Sweep m²	89	74%	


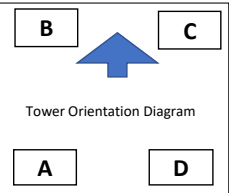
RC steel identified	No
Earth plates fitted/ Compliant	#N/A
Climbing Deterrent Fitted	YES
Padlock Type	None
Environmental Rating	Low impact on neighbouring activities, easily secured from public.
Vehicle Access	Grass paddock or hill. Some caution needed in wet weather.
Vegetation Control	Required Minor
Property Usage	Commercial
Foundation Connection Type	TSC
Bridge/ Culverts	YES
Cell Coverage	Average


Comments
LSD - faded
no cpi - Fiji
CTE painted 1m up each leg
Light ZCP through out structure
Galv dross throughout structure
Structure situated in a gold mine
Heavy machinery moving round site, caution required
Site induction maybe required prior to entry, once site is up and running properly
Bird excrement throughout tower
CDG wires to be replaced
Green mould on bottom part of tower.
Clear creeper off structure
Glod mine entrance and buildings 200m from Structure

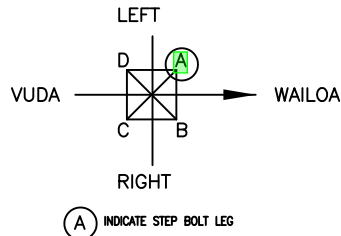
Step Bolts: 72
Comment: GOOD
RC Bolts 5



LSD on CD Face



LANDOWNER DETAILS		INSPECTION TEAM LUMEN		Date	GPS COORDINATES (WGS84)			WAI-VUD-A			
				17/07/2023				DRG. SIZE	SCALE	FOLDER	
LandOwner	Refer To Eff	Inspector-Tower	Karl Formo		LATITUDE	17°42'45.72"S		A3	N/A	CAP20477	
TowerAccess	Tuvatu Road - Lion One Gold Mine	Inspector-Ground	Karl Formo		LONGITUDE	177°35'11.76"E		WID	0	SHEET	REVISION
ContactName	Refer To Eff	Draft Report	R Glover	7/05/2025						1	2
ContactPhone	Refer To Eff	Report Review	M Boardman	7/05/2025			WAI-VUD-A0045				



NUMBER OF REPLACEMENT CRITERIA STEEL MEMBERS	
MINOR	
MAJOR(CRITICAL)	
MAJOR(OTHER)	

NUMBER OF REPLACEMENT CRITERIA BOLTS	

RC STEEL	
STEEL RATED AT CA21-30	
RC BOLTS	

STRUCTURE DESCRIPTION	
LINE:	WAI-VUD-A
STR No:	0045
BODY EXTN:	NIL
LEG A:	+1
LEG B:	-1
LEG C:	+/-0
LEG D:	+2
INSPECTED BY:	K.FORMO
COMPANY:	LUMEN
DATE:	15/07/2023

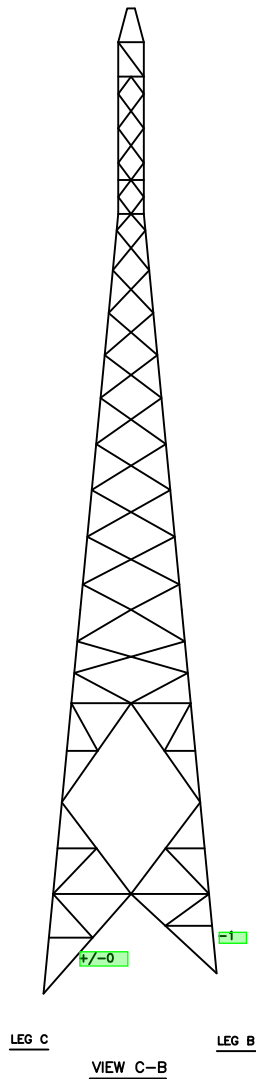
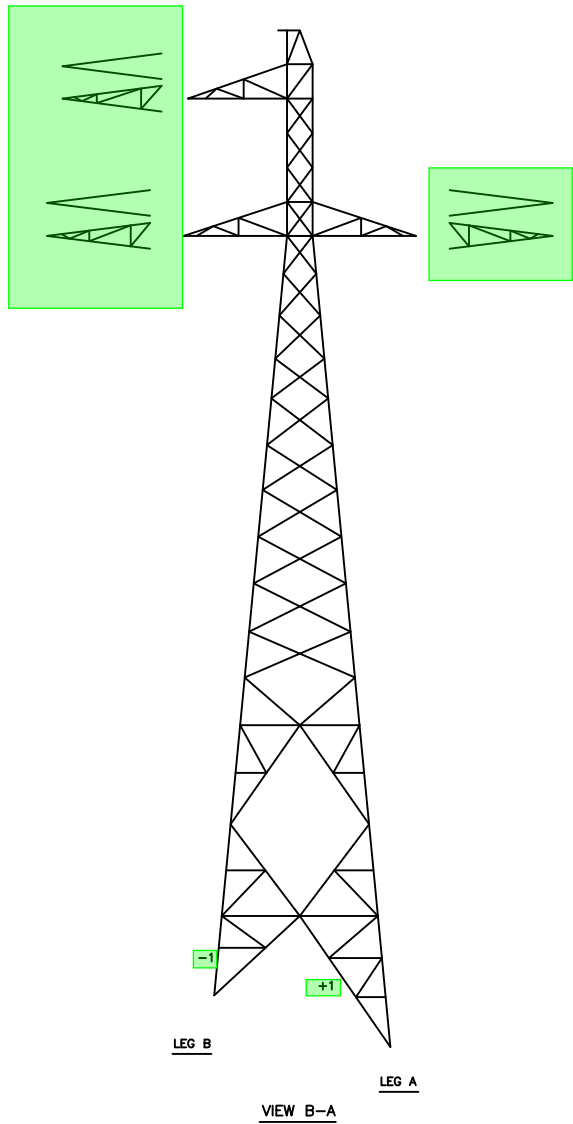
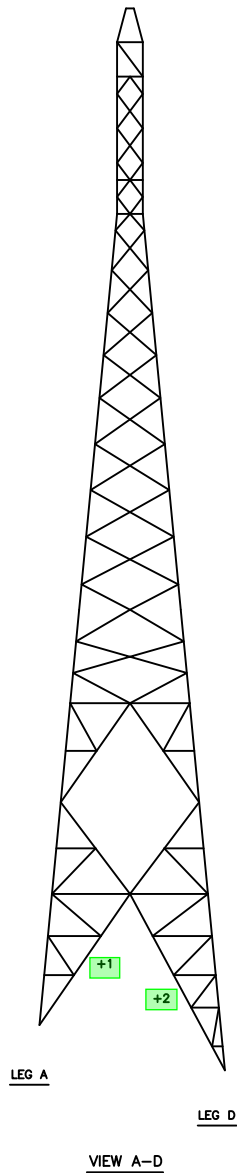
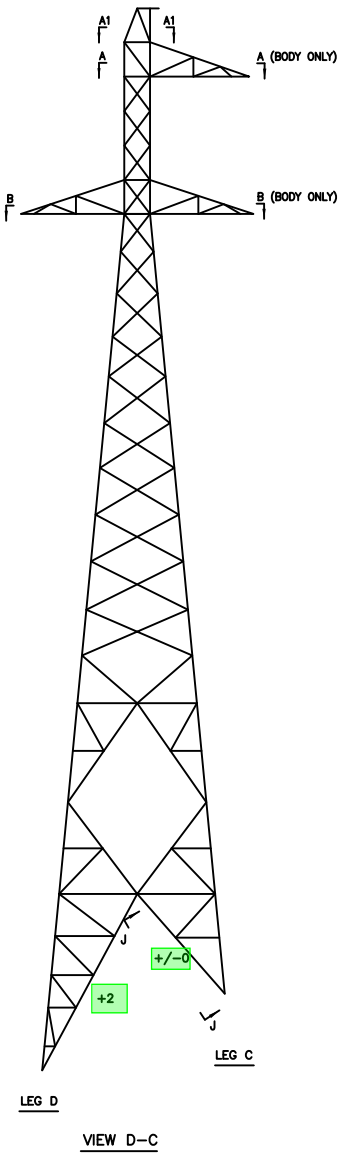
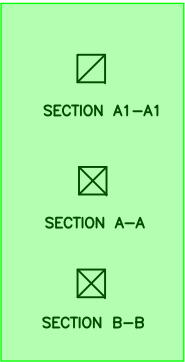
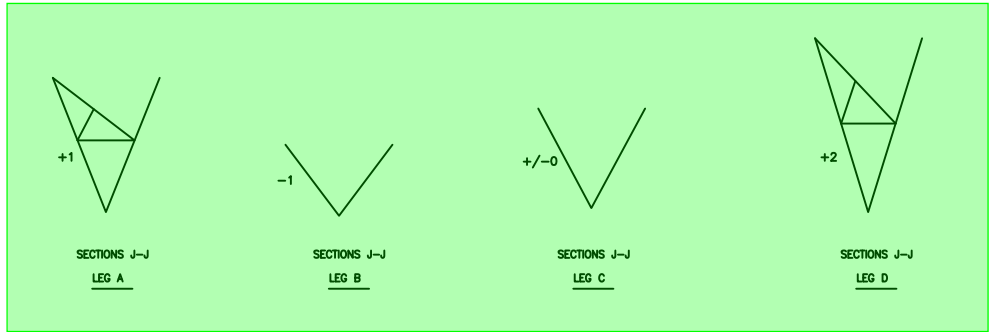
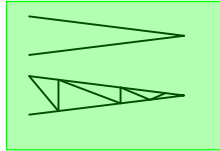
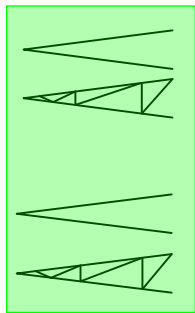
FOUNDATIONS	
GRILLAGE	Y
CONCRETE	
MASS CONC.	

PLATE	Y
SWIVEL	
TBT	
REPLACEMENT	
ORIGINAL	

HANGER	Y
SWIVEL	
TBT	
REPLACEMENT	
ORIGINAL	

HANGER	Y
SWIVEL	
TBT	
REPLACEMENT	
ORIGINAL	

HANGER	Y
SWIVEL	
TBT	
REPLACEMENT	
ORIGINAL	



TOWER TYPE USED: S2G+6

AMENDMENT	BY	CHKD	DATE
-2 DRAWING REVISED	LDS		7.23

AMENDMENT	BY	CHKD	DATE

DRAWN	M.L.	3.23
DESIGNED	LUMEN	3.23
CHECKED		
APPROVED	-	-
CAD FILE		

LUMEN
Consulting

210 Hazeldean Rd.
PO Box 25052
Christchurch, New Zealand
Tel +64 (0)3 377 1546

ENERGY FIJI LTD

VUDA - WAILOA LINE
TOWER 60-2(45) OUTLINE

SCALE	N.T.S
VUD-WAI 60-2	ISS. -2