A3

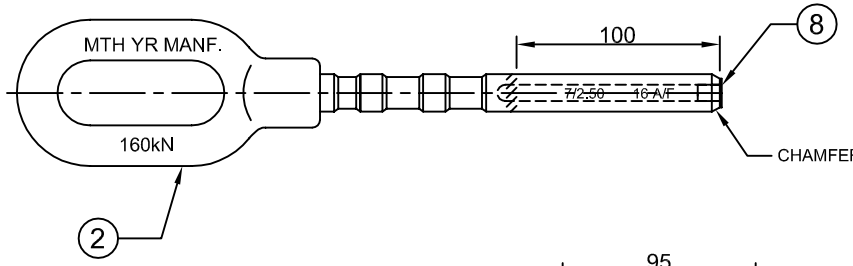

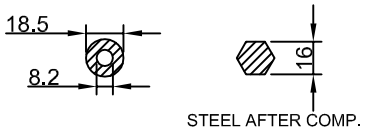

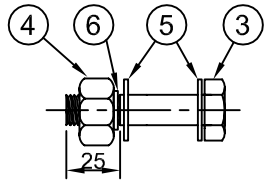

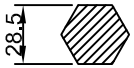

ALUMIN. AFTER COMP.

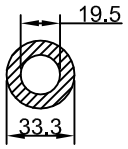

DEADEND SLEEVE

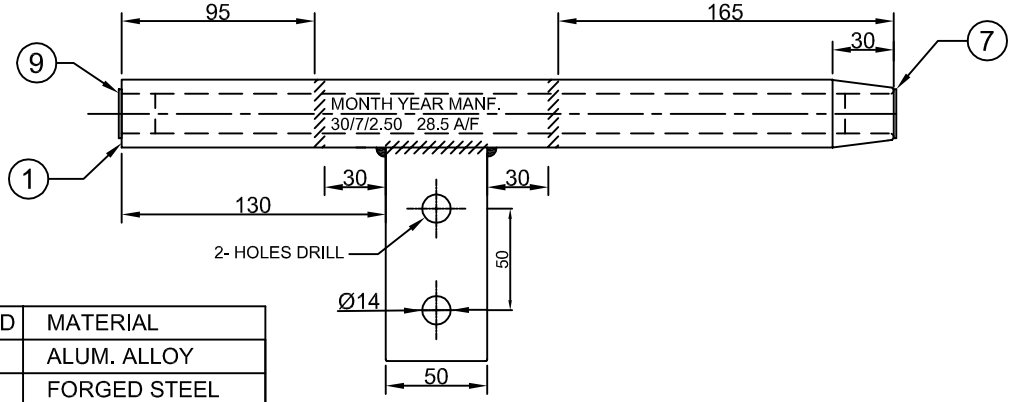

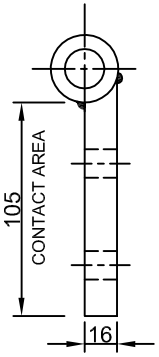

END VIEW

ITEM	DESCRIPTION	REQ.D	MATERIAL
1	DEADEND BODY	1	ALUM. ALLOY
2	DEADEND EYE GALVANIZED	1	FORGED STEEL
3	M12 X 50 BOLT GRADE 8.8 GAL.	2	GLAV. STEEL
4	M12 NUT GRADE 8 GAL.	2	GLAV. STEEL
5	M12 FLAT WASHER - GAL.	4	GLAV. STEEL
6	M12 SPRING WASHER - GAL.	2	GLAV. STEEL
7	END CAP	1	PLASTIC
8	END CAP	1	PLASTIC
9	END CAP	1	PLASTIC

	CONDUCTOR DETAIL		
O.D.	STRANDING	GRADE	NAME
17.5	30 / 7 / 2.5	ACSR / GZ	GRAPE

NOTES

1. All dimensions in millimtres.
2. Tolerences unless otherwise stated :
   a. Hole diameter ± 0.5mm
   b. Linear dims. up to 30mm ±1.5mm
   b. Linear dims. over 30mm ± 5% up to a max of 5mm.
3. Bracketed dims.do not affect interchangeability or coupling & are for guidance only.
4. All design parameters in accordance with AS1154
5. Galvanizing to AS/NZS 4680
6. Identification markings:-
   As shown.

No.	REVISION	DATE	BY	CHK	PSD	APP
0		XX.XX.98	AK			

DRAWN	RAULUIORO	3.12.08
CHECKED		
GIS CORDINATOR		
ENGINEER		
HEAD OF DEPARTMENT		

FIJI ELECTRICITY AUTHORITY

COMPRESSION DEADEND ASSEMBLY "GRAPE"

DRAWING NUMBER A3

SCALE 1 : 3