

RVN	DATE	DRAWING TITLE	DRN	APP
2	28/6	Double glass panels	AK	
1	27/6	Initial design scoping	CW	

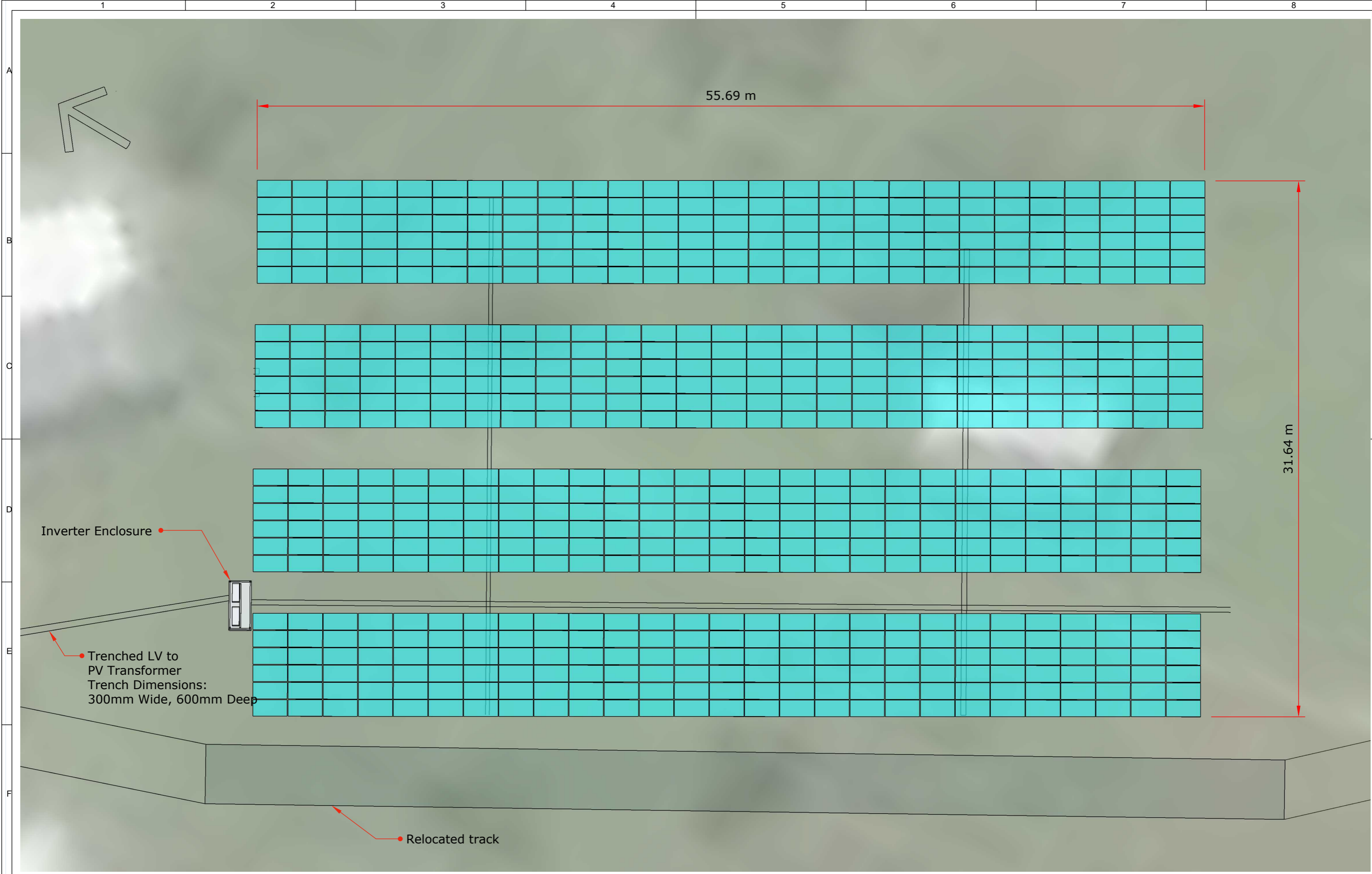


**INFRATEC LTD**  
 Level 13, Pencarrow House,  
 58-66 Jervois Quay,  
 PO Box 24530,  
 Wellington 6142,  
 New Zealand

DRAWING TITLE:  
**DRAFT ARRAY LAYOUT  
 OVERALL PV SITE**

DESIGNED: CW	DATE: 24/06/2019
DRAWN: CW	DATE: 27/06/2019
CHECKED:	DATE:
APPROVED:	DATE:

SIZE: <b>A3</b>	CLIENT: Tuvalu Electricity Corporation TEC
SCALE: 1:1000	DRAWING NUMBER: <b>10090 - M - 01</b>
UNITS: m	REVISION <b>2</b>



RVN	DATE	DRAWING TITLE	DRN	APP
2	28/6	Double glass panels	AK	
1	27/6	Initial design scoping	CW	



**INFRATEC LTD**  
 Level 13, Pencarrow House,  
 58-66 Jervois Quay,  
 PO Box 24530,  
 Wellington 6142,  
 New Zealand

DRAWING TITLE:  
**DRAFT ARRAY LAYOUT  
 ARRAY A: PV MODULES**

DESIGNED: <b>CW</b>	DATE: <b>24/06/2019</b>
DRAWN: <b>CW</b>	DATE: <b>27/06/2019</b>
CHECKED:	DATE:
APPROVED:	DATE:

SIZE:  
**A3**


SCALE:  
**1:200**

UNITS:  
**m**

CLIENT:  
 Tuvalu Electricity Corporation  
 TEC

DRAWING NUMBER:  
**10090 - M - 02**

REVISION  
**2**



RVN	DATE	DRAWING TITLE	DRN	APP
2	28/6	Double glass panels	AK	
1	27/6	Initial design scoping	CW	

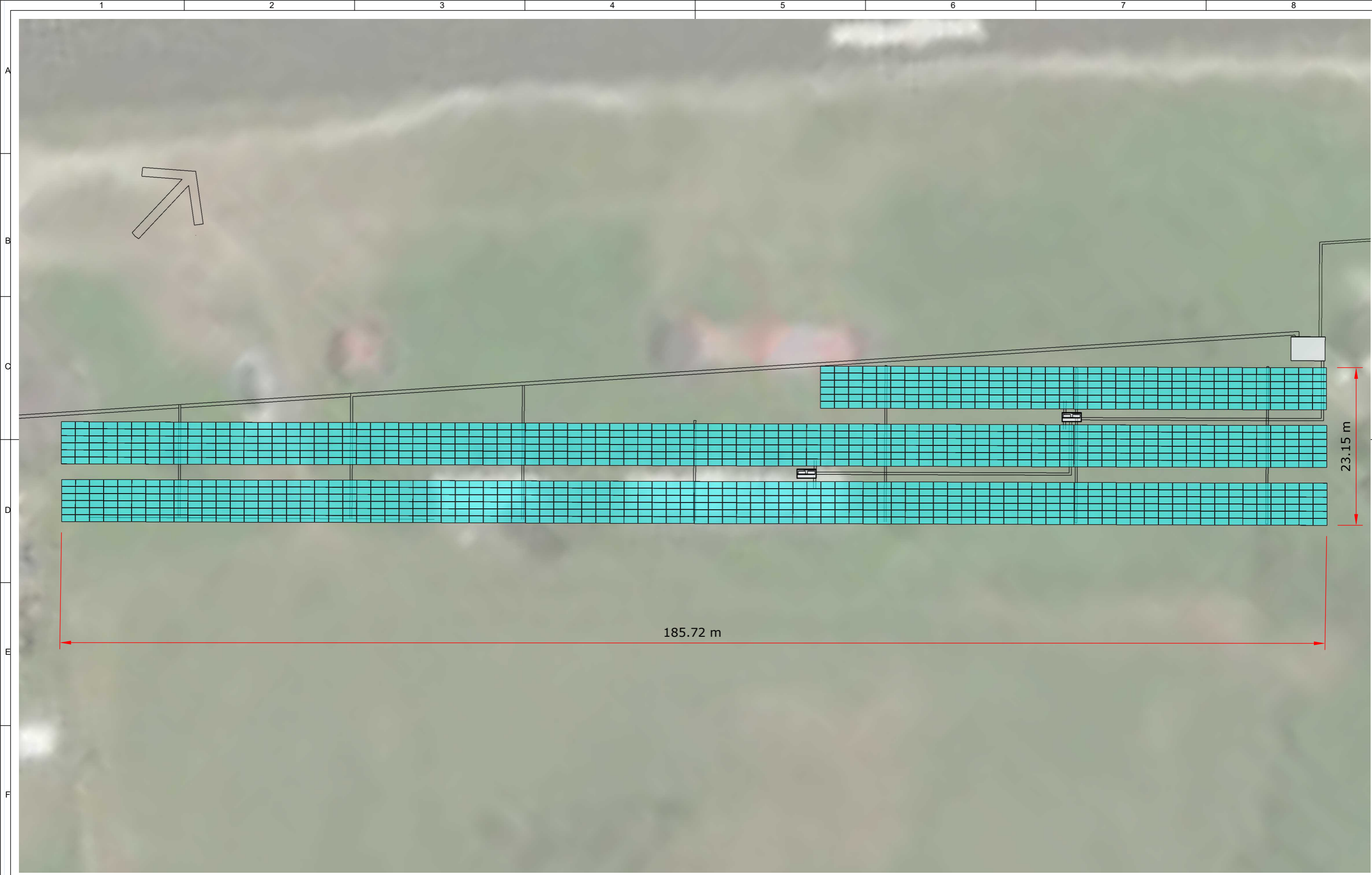


**INFRATEC LTD**  
 Level 13, Pencarrow House,  
 58-66 Jervois Quay,  
 PO Box 24530,  
 Wellington 6142,  
 New Zealand

DRAWING TITLE:  
**DRAFT ARRAY LAYOUT  
 ARRAY A: FOOTINGS & TRENCH**

DESIGNED: CW	DATE: 24/06/2019
DRAWN: CW	DATE: 27/06/2019
CHECKED:	DATE:
APPROVED:	DATE:

SIZE: <b>A3</b>	CLIENT: Tuvalu Electricity Corporation TEC
SCALE: 1:200	
UNITS: m	DRAWING NUMBER: <b>10090 - M - 03</b>
	REVISION <b>2</b>



RVN	DATE	DRAWING TITLE	DRN	APP
2	28/6	Double glass panels	AK	
1	27/6	Initial design scoping	CW	



**INFRATEC LTD**  
 Level 13, Pencarrow House,  
 58-66 Jervois Quay,  
 PO Box 24530,  
 Wellington 6142,  
 New Zealand

DRAWING TITLE:  
**DRAFT ARRAY LAYOUT**  
**ARRAY B: MODULES**

DESIGNED: <b>CW</b>	DATE: <b>24/06/2019</b>
DRAWN: <b>CW</b>	DATE: <b>27/06/2019</b>
CHECKED:	DATE:
APPROVED:	DATE:

SIZE:  
**A3**

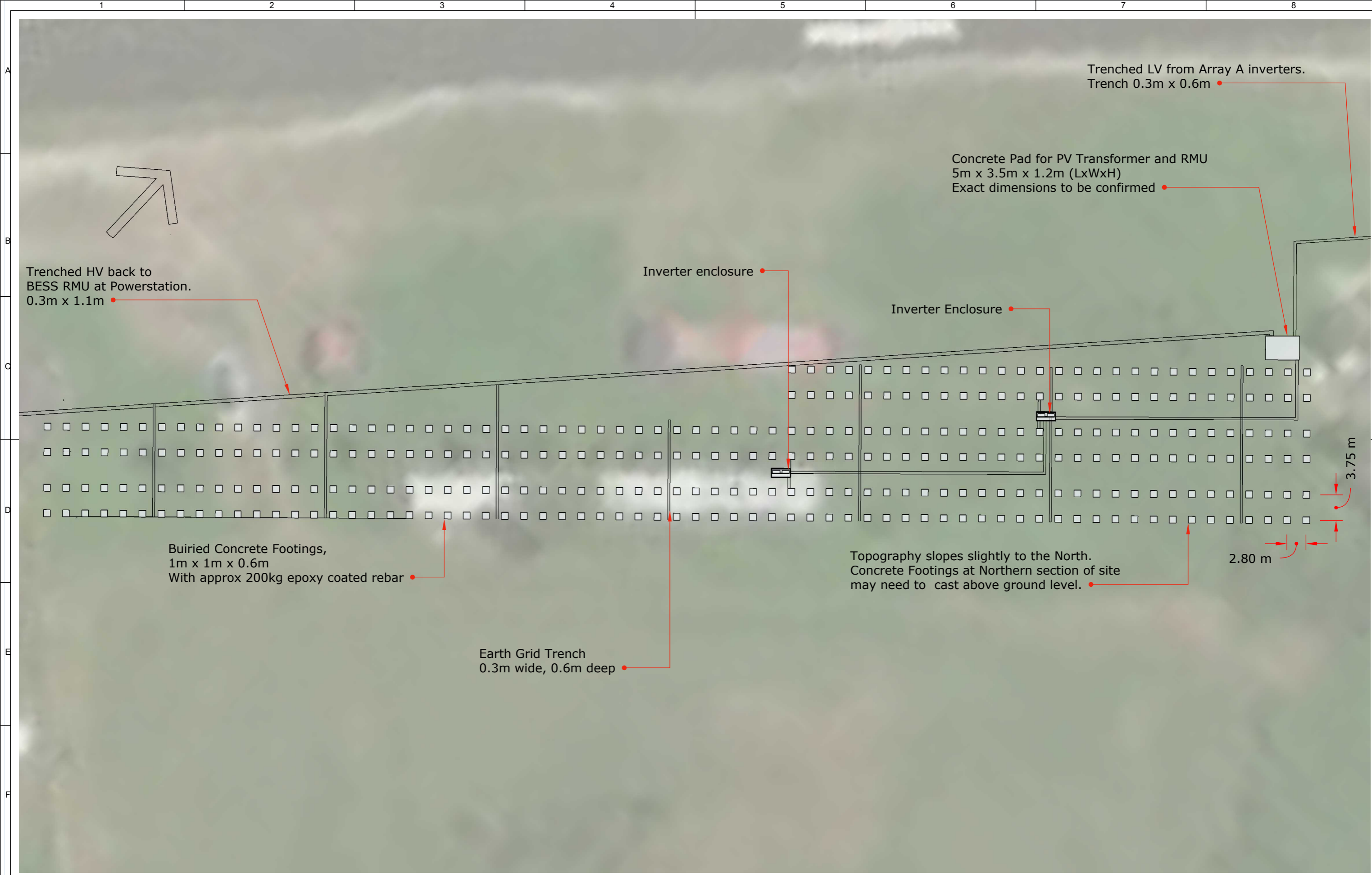
SCALE:  
**1:500**

UNITS:  
**m**

CLIENT:  
 Tuvalu Electricity Corporation  
 TEC

DRAWING NUMBER:  
**10090 - M - 04**

REVISION  
**2**



RVN	DATE	DRAWING TITLE	DRN	APP
2	28/6	Double glass panels	AK	
1	27/6	Initial design scoping	CW	



**INFRATEC LTD**  
 Level 13, Pencarrow House,  
 58-66 Jervois Quay,  
 PO Box 24530,  
 Wellington 6142,  
 New Zealand

DRAWING TITLE:  
**DRAFT ARRAY LAYOUT  
 ARRAY B: MODULES**

DESIGNED: <b>CW</b>	DATE: <b>24/06/2019</b>
DRAWN: <b>CW</b>	DATE: <b>27/06/2019</b>
CHECKED:	DATE:
APPROVED:	DATE:

SIZE:  
**A3**

SCALE:  
**1:500**

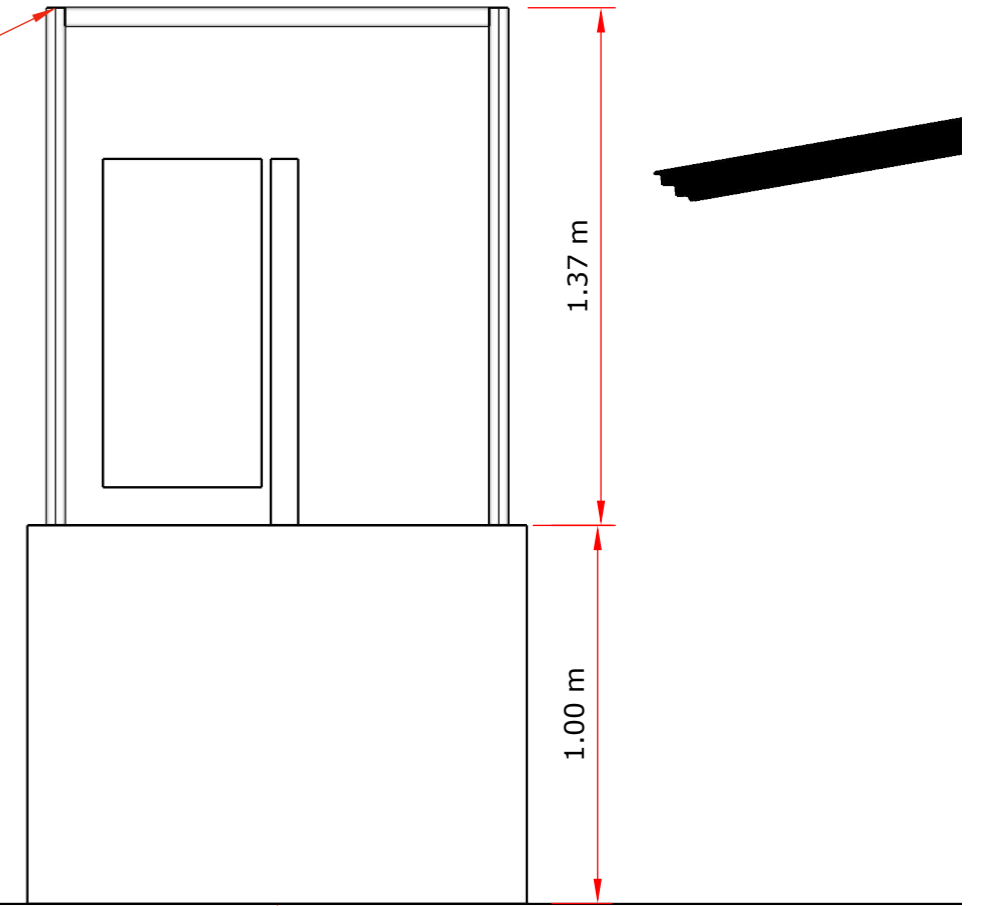
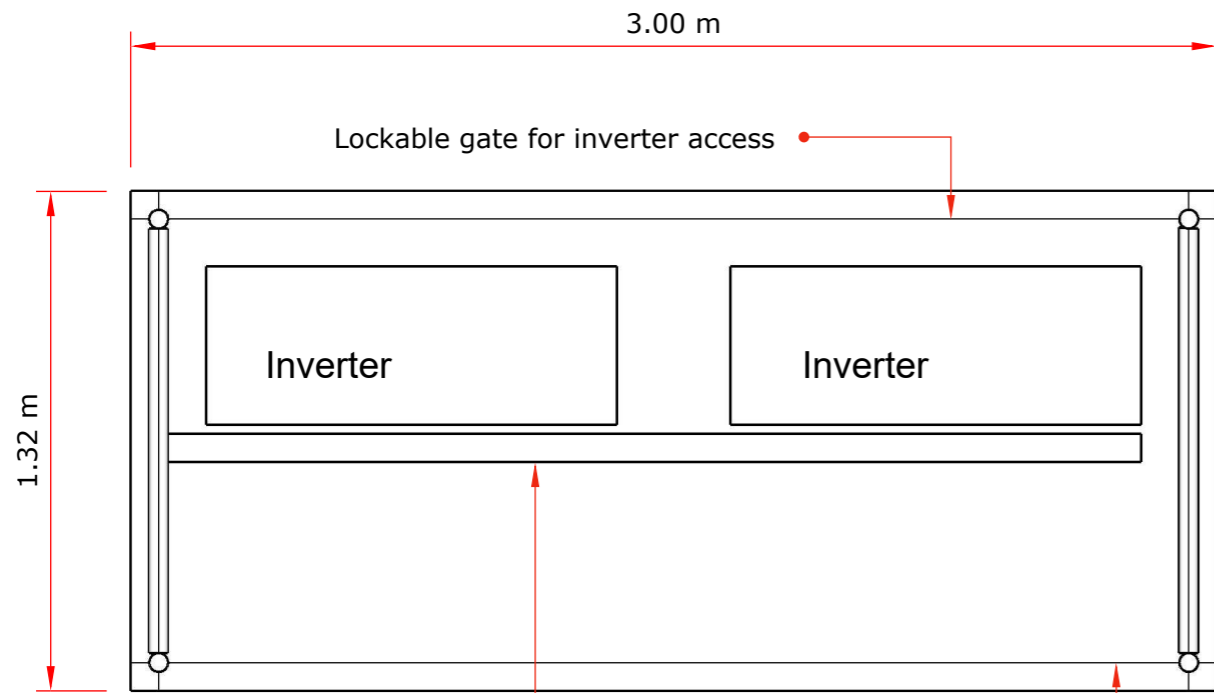
UNITS:  
**m**

CLIENT: <b>Tuvalu Electricity Corporation TEC</b>	DRAWING NUMBER: <b>10090 - M - 05</b>	REVISION <b>2</b>

### Inverter Enclosure Plan View

### Inverter Enclosure Elevation

Restricted access enclosure  
to extend min 400mm above  
top of inverter with  
restricted chain mesh on  
top of enclosure  
Posts and mesh to be corrosion  
resistant material (e.g. zinalume)  
Galvanised Steel will not be acceptable



Chain mesh enclosure

Unistruct or similar frame  
for mounting inverters.  
Inverter weight 125kg each.  
250kg total per block

Inverter Enclosure Concrete Footing  
0.82m x 3.0m x 1.2m  
Concrete to have 1m above ground level

RVN	DATE	DRAWING TITLE	DRN	APP
2	28/6	Double glass panels	AK	
1	27/6	Initial design scoping	CW	



**INFRATEC LTD**  
Level 13, Pencarrow House,  
58-66 Jervois Quay,  
PO Box 24530,  
Wellington 6142,  
New Zealand

DRAWING TITLE:  
**DRAFT ARRAY LAYOUT  
INVERTER ENCLOSURES**

DESIGNED: <b>CW</b>	DATE: <b>24/06/2019</b>
DRAWN: <b>CW</b>	DATE: <b>27/06/2019</b>
CHECKED:	DATE:
APPROVED:	DATE:

SIZE:  
**A3**  
SCALE:  
**1:20**  
UNITS:  
**m**

CLIENT:  
Tuvalu Electricity Corporation  
TEC

DRAWING NUMBER:  
**10090 - M - 06**

REVISION  
**2**



RVN	DATE	DRAWING TITLE	DRN	APP
2	28/6	Double glass panels	AK	
1	27/6	Initial design scoping	CW	



**INFRATEC LTD**  
 Level 13, Pencarrow House,  
 58-66 Jervois Quay,  
 PO Box 24530,  
 Wellington 6142,  
 New Zealand

DRAWING TITLE:  
**DRAFT ARRAY LAYOUT  
 POWERSTATION SITE OVERVIEW**

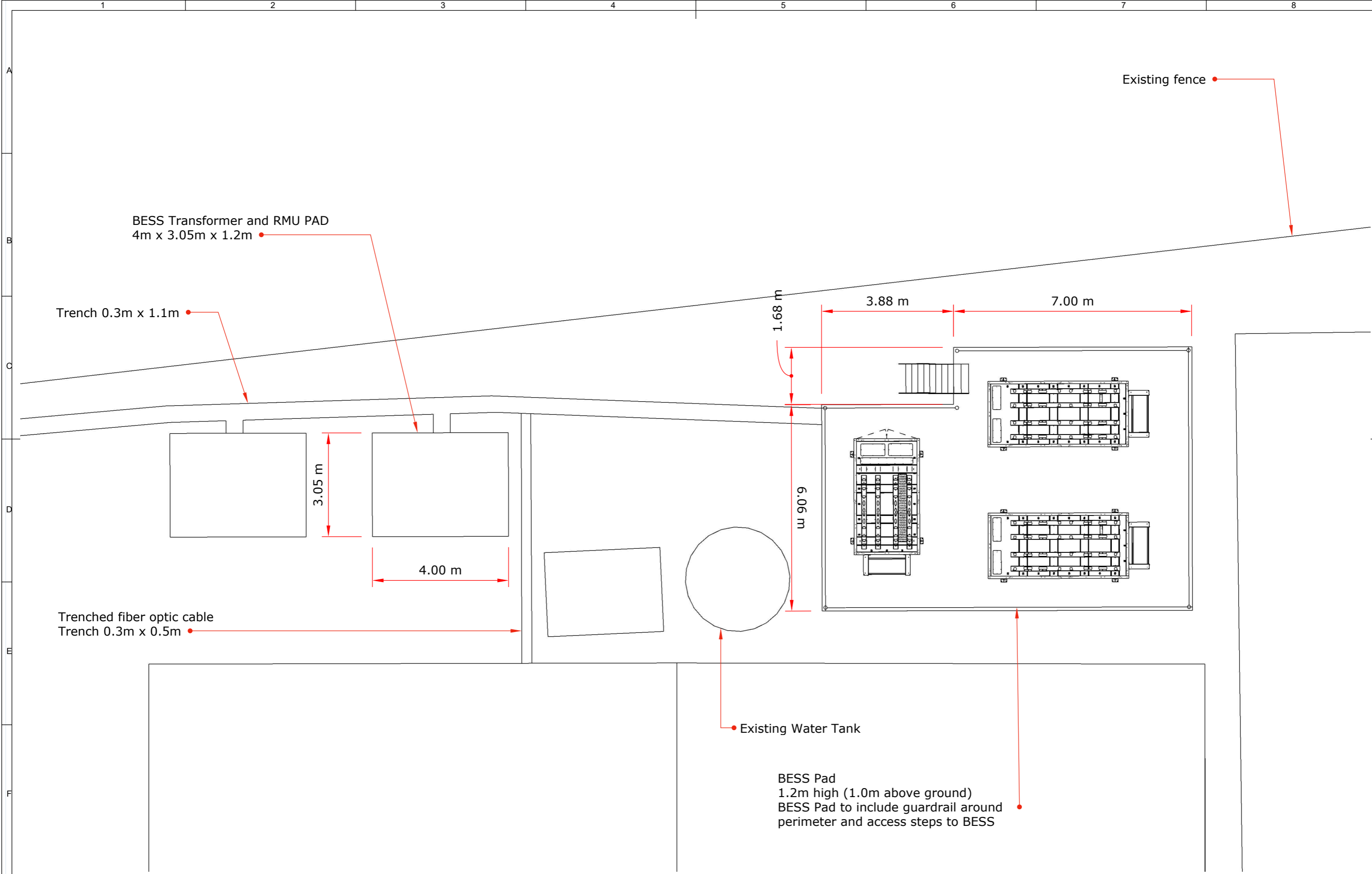
DESIGNED: CW	DATE: 24/06/2019
DRAWN: CW	DATE: 27/06/2019
CHECKED:	DATE:
APPROVED:	DATE:

SIZE:  
**A3**

SCALE:  
1:500

UNITS:  
m

CLIENT: Tuvalu Electricity Corporation TEC	DRAWING NUMBER: <b>10090 - M - 07</b>	REVISION <b>2</b>



RVN	DATE	DRAWING TITLE	DRN	APP
2	28/6	Double glass panels	AK	
1	27/6	Initial design scoping	CW	



**INFRATEC LTD**  
 Level 13, Pencarrow House,  
 58-66 Jervois Quay,  
 PO Box 24530,  
 Wellington 6142,  
 New Zealand

DRAWING TITLE:  
**DRAFT ARRAY LAYOUT  
 BESS LOCATION**

DESIGNED: CW	DATE: 24/06/2019
DRAWN: CW	DATE: 27/06/2019
CHECKED:	DATE:
APPROVED:	DATE:

SIZE:  
**A3**

SCALE:  
1:100

UNITS:  
m

CLIENT: Tuvalu Electricity Corporation TEC	DRAWING NUMBER: <b>10090 - M - 08</b>	REVISION <b>2</b>